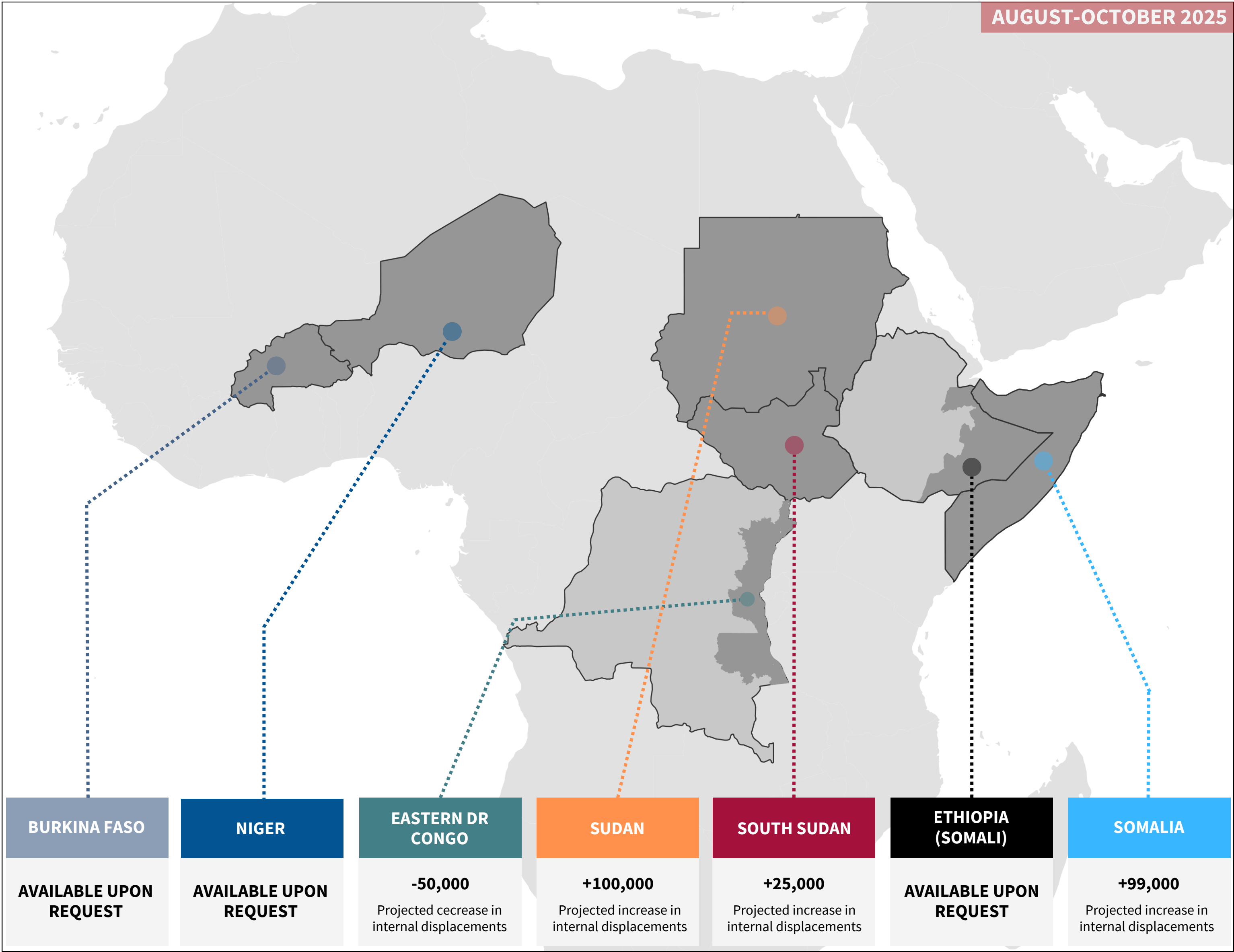


## OVERVIEW

AHEAD’s global snapshot #4 presents internal displacement forecasts for the period **August to October 2025**, providing early warnings on where displacement figures may rise or fall. This edition covers seven countries: **Sudan, South Sudan, Somalia and eastern Democratic Republic of the Congo, as well as Ethiopia (Somali region), Niger and Burkina Faso (all three available upon request)**. Forecasts draw on recent displacement trends, conflict dynamics, food insecurity and seasonal factors. As displacement data can be highly uncertain or missing, the AHEAD model attempts to impute missing values and estimate current displacement levels before projecting three months ahead.



## GLOBAL OUTLOOK

Internal displacement is projected to rise through October 2025. **In Somalia, conflict, drought and flooding are expected to push displacement figures up by more than 99,000**, bringing the total to over 4.1 million by September 2025.

**In Sudan, total IDP numbers are expected to climb by 100,000, following declines driven by increased return movements.** Meanwhile, cross-border flows originating in Sudan, particularly into the Central African Republic, Ethiopia, South Sudan and Chad, are projected to keep rising. **In South Sudan, it is anticipated that internal displacement will climb by roughly 25,000.**

**In eastern DR Congo, forecasts indicate that the number of IDPs will decrease by roughly 50,000 by October 2025**, in line with developments in recent months during which returns have been reported in several provinces.

For more information about AHEAD, please visit: <https://drc.ngo/what-we-do/innovation/anticipatory-action/ahead/>

Disclaimer: the maps shown here are for illustration purposes only. Names and boundaries on this map do not imply official endorsement or acceptance by DRC. The forecasts presented in this snapshot are based on available data from relevant sources at the time of analysis. Work on the forecasting model is ongoing, and updates are made regularly as new information becomes available.

# EASTERN DR CONGO

Since January 2025, renewed M23 offensives in eastern DR Congo have driven new displacements. Between 4th of January and 19<sup>th</sup> of March January, M23 fighters entered into Masisi, Sake, Goma, Bukavu and Walikale. These advances have led to hundreds of thousands of new displacements, while millions have also been forced back toward their places of origin. In eastern DR Congo, AHEAD’s displacement forecasts cover 28 territories across North Kivu, South Kivu, Ituri and Tanganyika provinces.

## HOTSPOTS & KEY FIGURES

By October 2025, AHEAD forecasts suggest that several territories across Ituri, North Kivu and South Kivu will continue to host very large displaced populations, with Djugu, Kalehe, Beni, Fizi and Masisi among those with the highest totals.

Although rising return movements are anticipated to reduce displacement in many territories, several remain exposed to substantial new waves of forced movement. AHEAD modelling for August-October suggests that Beni, Lubero, Kalehe, Rutshuru and Fizi each face roughly a one-in-four probability of receiving more than 60,000 new arrivals over the period.

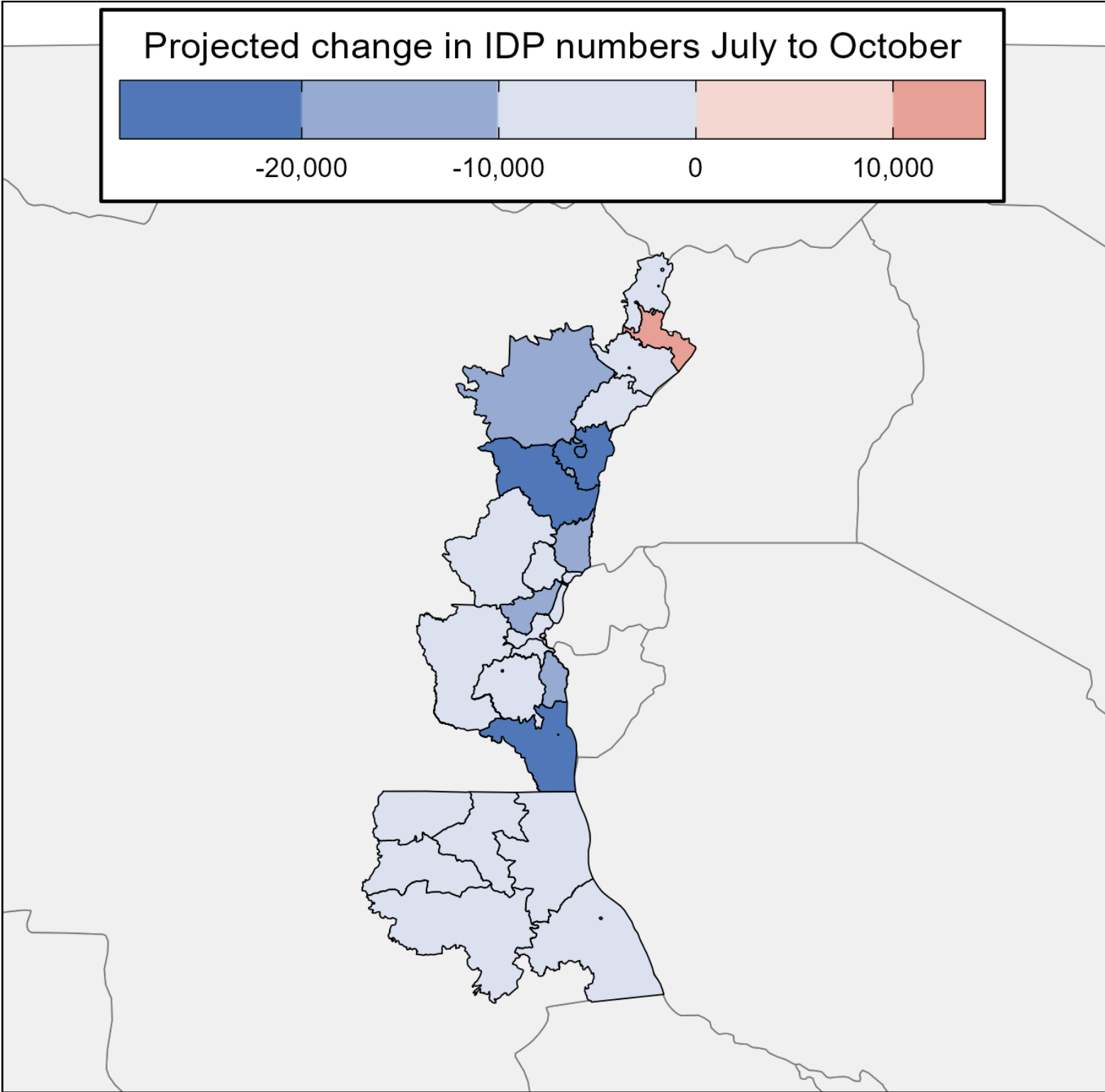
Cross-border flows also remain a significant factor. As of early August, about 120,000 people have fled the DR Congo to neighbouring countries since January, most to Burundi and Uganda.

4.3 MILLION

Projected total IDP numbers  
by October 2025

-50,000

Projected IDP decrease  
between July and October

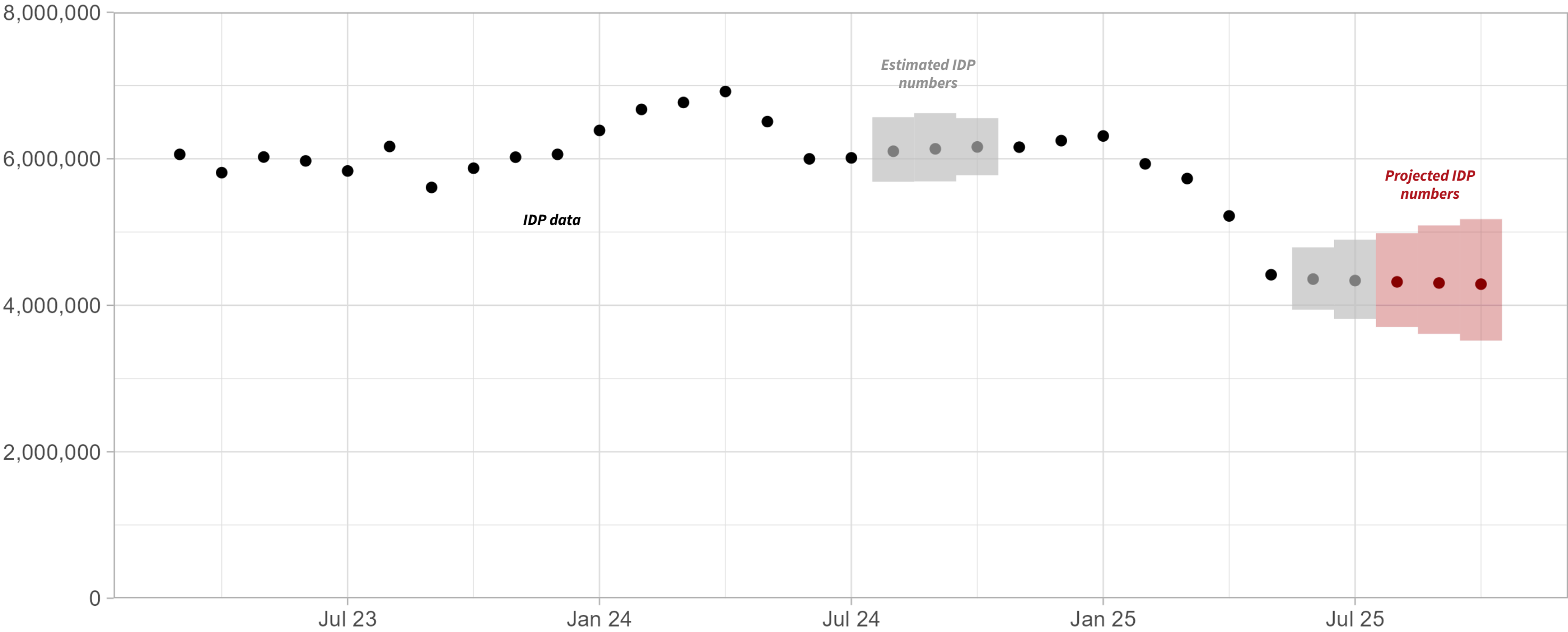


## PROJECTED TRENDS & DRIVERS

Projections for eastern DR Congo over the next three months indicate a decrease in the number of IDPs. **According to IOM data, the advance of M23 has forced around 1,787,298 IDPs to return to their places of origin, resulting in a decrease of 781,696 IDPs by March 2025 across North and South Kivu.** The largest reductions were recorded in Goma, Nyiragongo, Masisi and Rutshuru. This downward trend persisted through April and May, and **the AHEAD model now projects a further decrease of around 50,000 IDPs by October 2025. By then, the total number of IDPs across the four regions covered by the model is expected to be about 4.3 million.**

Foreign ministers from the DR Congo and Rwanda signed a peace agreement at the White House on 27 June, though it is still unknown how much that will affect the area. So far, June and July have also seen an overall decrease of fighting in the eastern DR Congo, but with exceptions. Early July saw armed clashes in the Rutshuru district, north of Goma.

Total number of IDPs estimated and projected





Since the conflict between SAF and RSF began, Sudan has seen a sharp rise in displacement, reaching nearly 11.6 million IDPs by January 2025. In recent months, figures have declined, largely due to increasing returns. The AHEAD model covers 18 states and includes cross-border flows into Ethiopia, South Sudan, Chad and the Central African Republic.

HOTSPOTS & KEY FIGURES

In **North Darfur**, displacement is projected to rise by **54,000** over the next three months compared to July 2025. **South Darfur is also expected to see an increase of over 60,000**. In both states, the IDP total is forecasted to exceed 1.85 million by October. **Large increases are also anticipated in West Kordofan (+40,000) and North Kordofan (24,000).**

Several states are expected to see continued declines, including reductions of about **10,000 IDPs in Kassala, Sennar and Red Sea**. All three have already experienced decreases between May and June 2025.

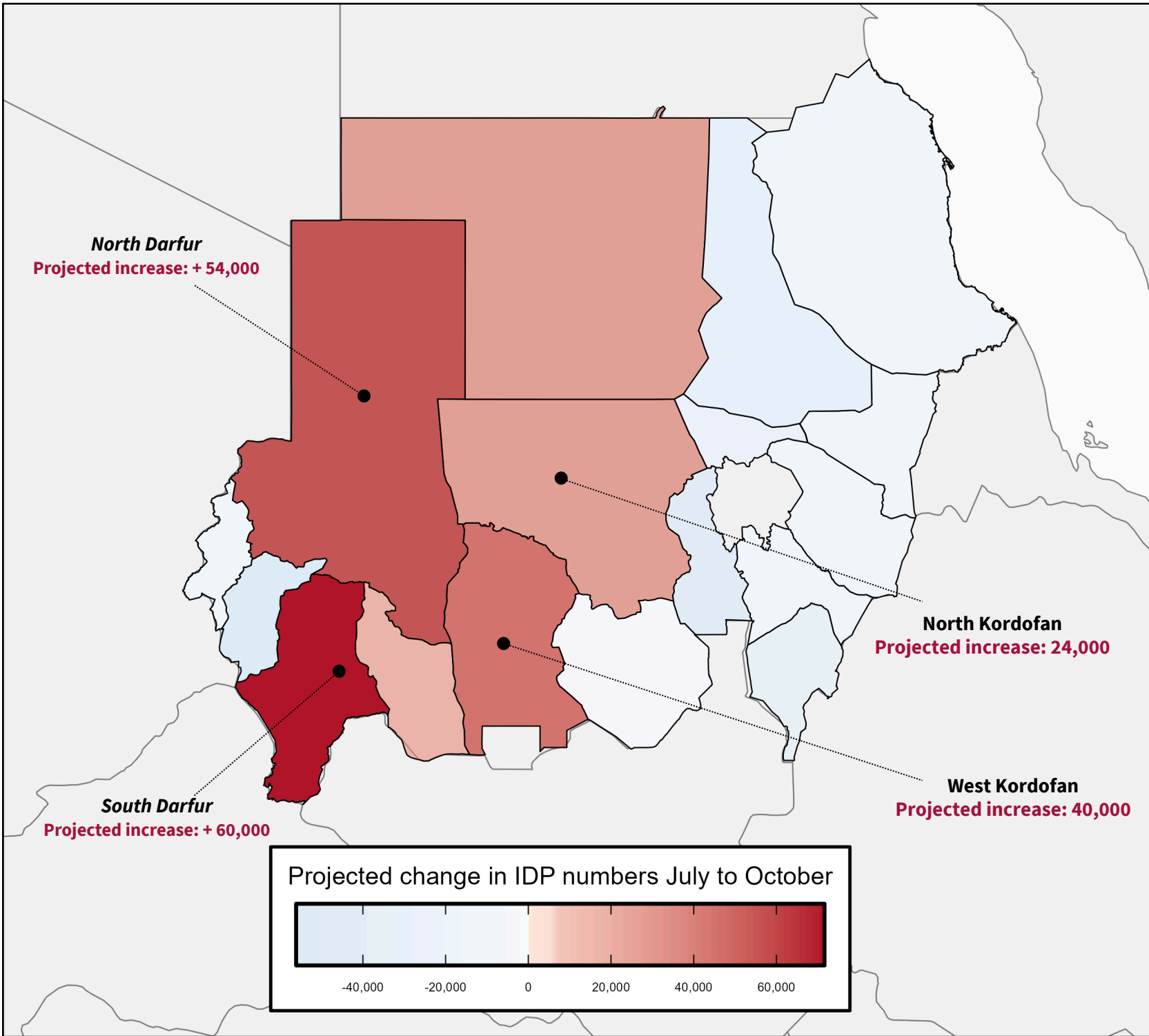
Cross-border movements are projected to rise. **Flows to Ethiopia alone are expected to increase by more than 30,000 compared to July 2025 estimates.**

10.17 MILLION

Projected total IDP numbers by October 2025

+ 100,000

Projected IDP increase between July and October



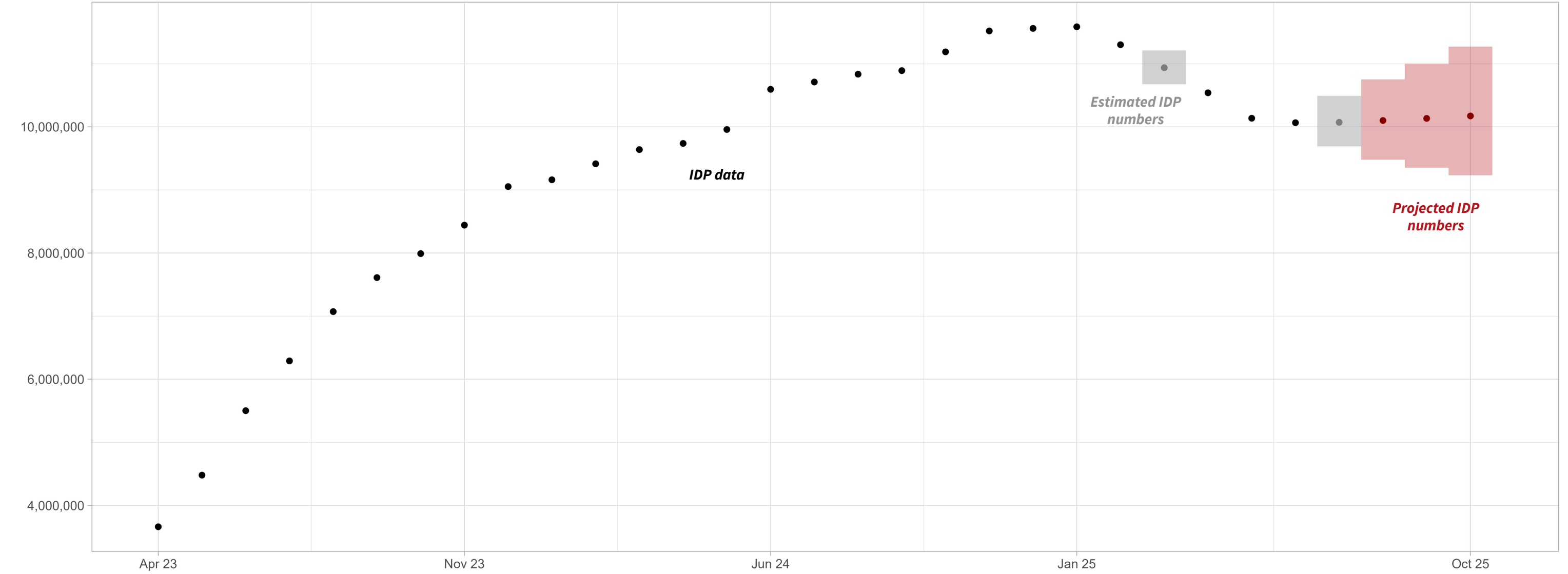
PROJECTED TRENDS & DRIVERS

Over the next three months, the AHEAD model anticipates an overall increase in the number of people living in displacement in Sudan. According to IOM’s [Mobility Update \(19\)](#), the total number of IDPs fell by less than 1% in June 2025 compared to May, mainly due to rising return movements. Compared to the previous update, IOM reported decreases in 8 of 18 states, while substantial increases were recorded in Khartoum.

The model projects about 10.17 million IDPs by October 2025, an increase of roughly 100,000 compared to July estimates, but still around 12% lower than the peak IDP population recorded earlier this year. Declines are still expected in some states where return movements have increased, but these may be offset by rises in North Darfur, South Darfur and West Kordofan. If return movements continue to outpace new displacements, or if growth in North and South Darfur stays closer to recent levels, where only small increases were observed between May and June, overall figures may end up closer to the lower end of the projected range.

Several developments could however contribute to IDP figures reaching the upper range of projections. Since retaking Khartoum, the SAF have shifted to Kordofan, where clashes with the RSF have persisted across multiple fronts. Sustained or escalating conflict in West and North Kordofan, where the AHEAD model projects increases over the coming months, could lead to additional displacement.

Total number of IDPs estimated and projected



# SOUTH SUDAN

Internal displacements in South Sudan is caused by a wide range of factors, such as communal clashes, land disputes, violence, natural disasters and cross-border movements. In recent months conflict has escalated at a more broader level with especially high intensity in Upper Nile State. This comes on top of displacement caused by flooding in late 2024 and a high number of returns of South Sudanese fleeing the conflict in Sudan.

## HOTSPOTS & KEY FIGURES

Increases in displacement are concentrated in the counties of Upper Nile State and closeby, as well as close to the capitol, Juba.

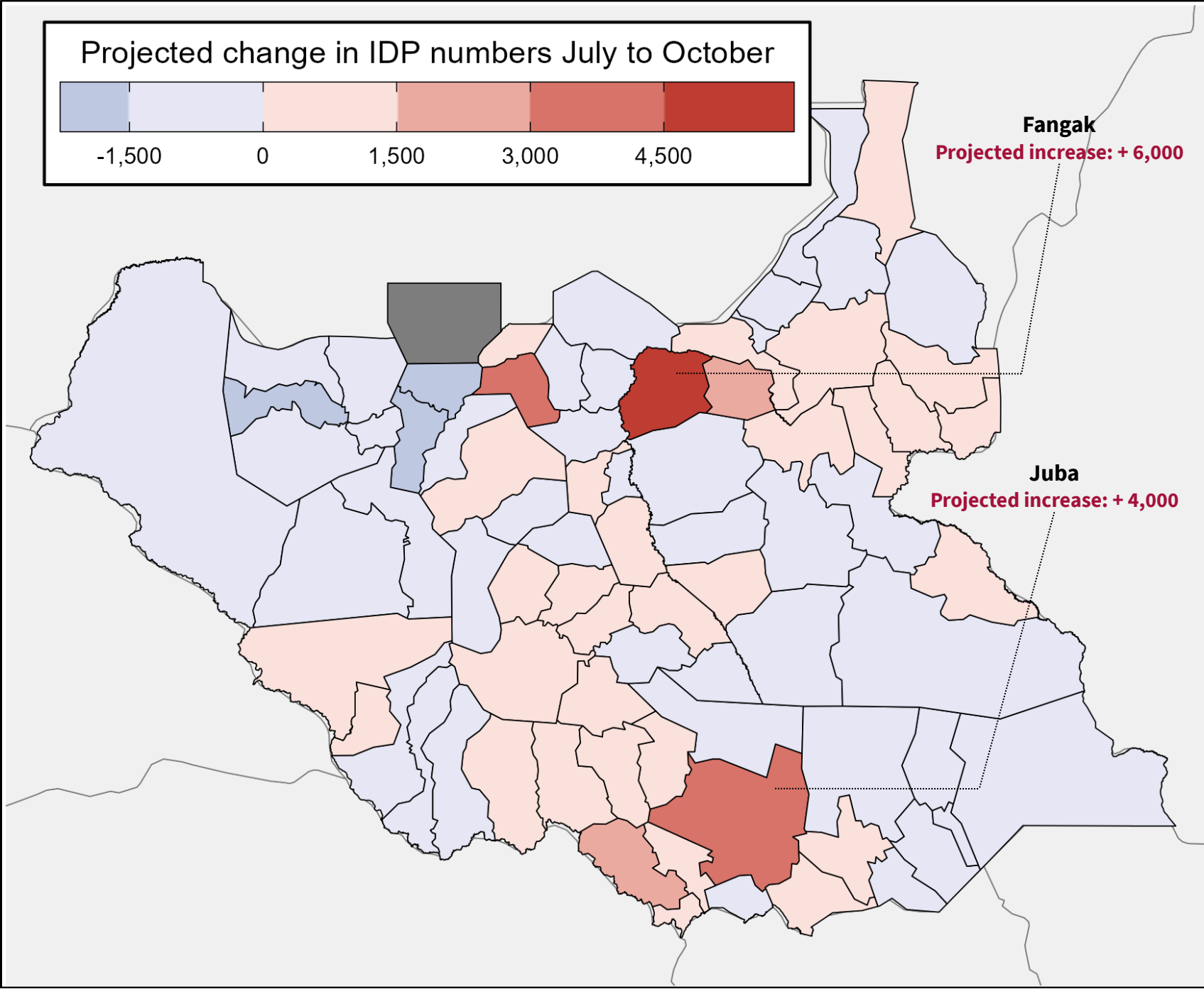
The counties of **Fangak** (+6,000), and **Juba** (+4,000) are the largest increases projected, but the exact counties to see displacement is very dependent on the spatial distribution of the conflict in the coming months and most counties in Upper Nile State and closeby are at risk of large increases.

2.13 MILLION

Projected total IDP numbers by October 2025

+ 25,000

Projected IDP increase between July and October



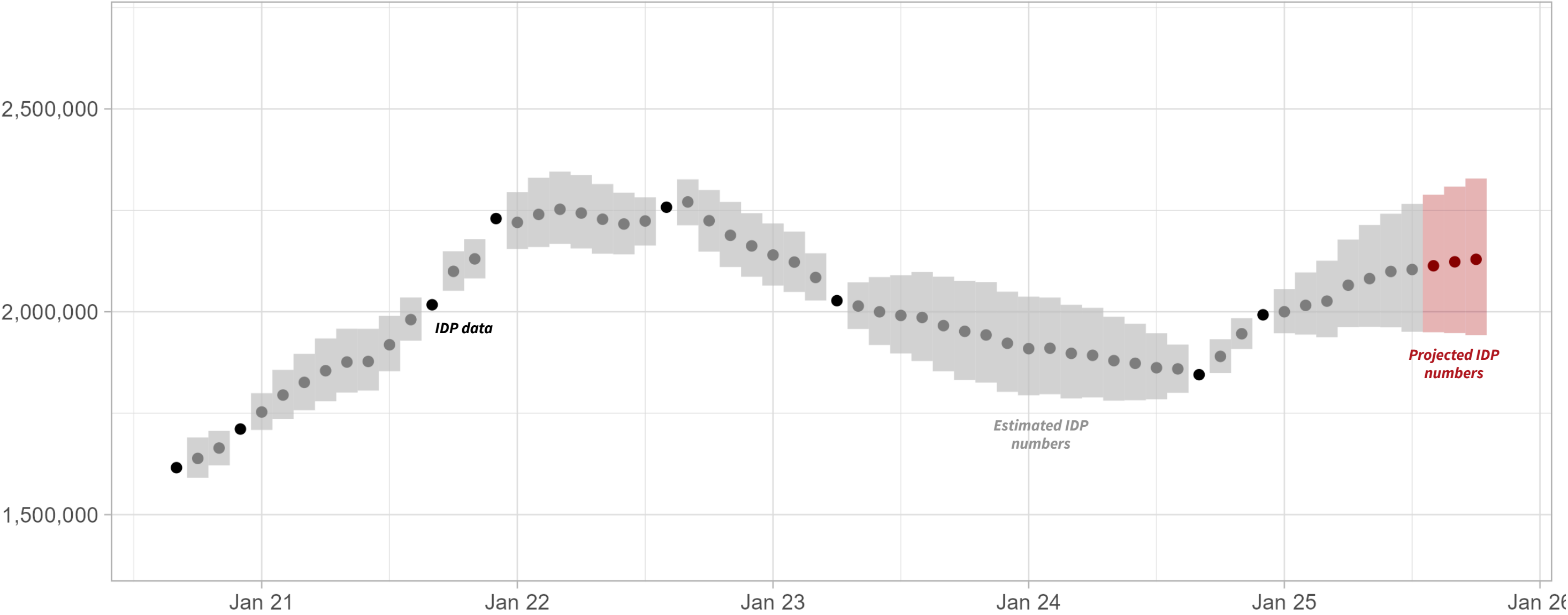
## PROJECTED TRENDS & DRIVERS

The AHEAD model projects an increase of **25,000** in internally displaced persons in South Sudan over the coming three months. Displacement increases are most likely in Upper Nile State and Jonglei.

There was a slight decrease in reported conflict events in June and July compared to the previous months. IOM recorded 40,000 new displacements in those two months, which was also lower than each of the previous months of April (128,000) and May (85,000).

Factoring into the number of internally displaced persons in South Sudan is also the varying amounts of returns of South Sudanese from Sudan, as well as high numbers of displacement in other areas from flooding in late 2024, which means that there is likely a gradual return of those. IOM has so far reported **355,000** displacements in the first seven months of 2025 in their [Event Tracking Tool](#). This is slightly higher than the increase seen in our model, which factors returns into account as well.

Total number of IDPs estimated and projected



Note: South Sudan's displacement data are sourced from IOM's Displacement Tracking Matrix. Additionally their Displacement Event dataset is used to estimate changes from month to month.



# SOMALIA

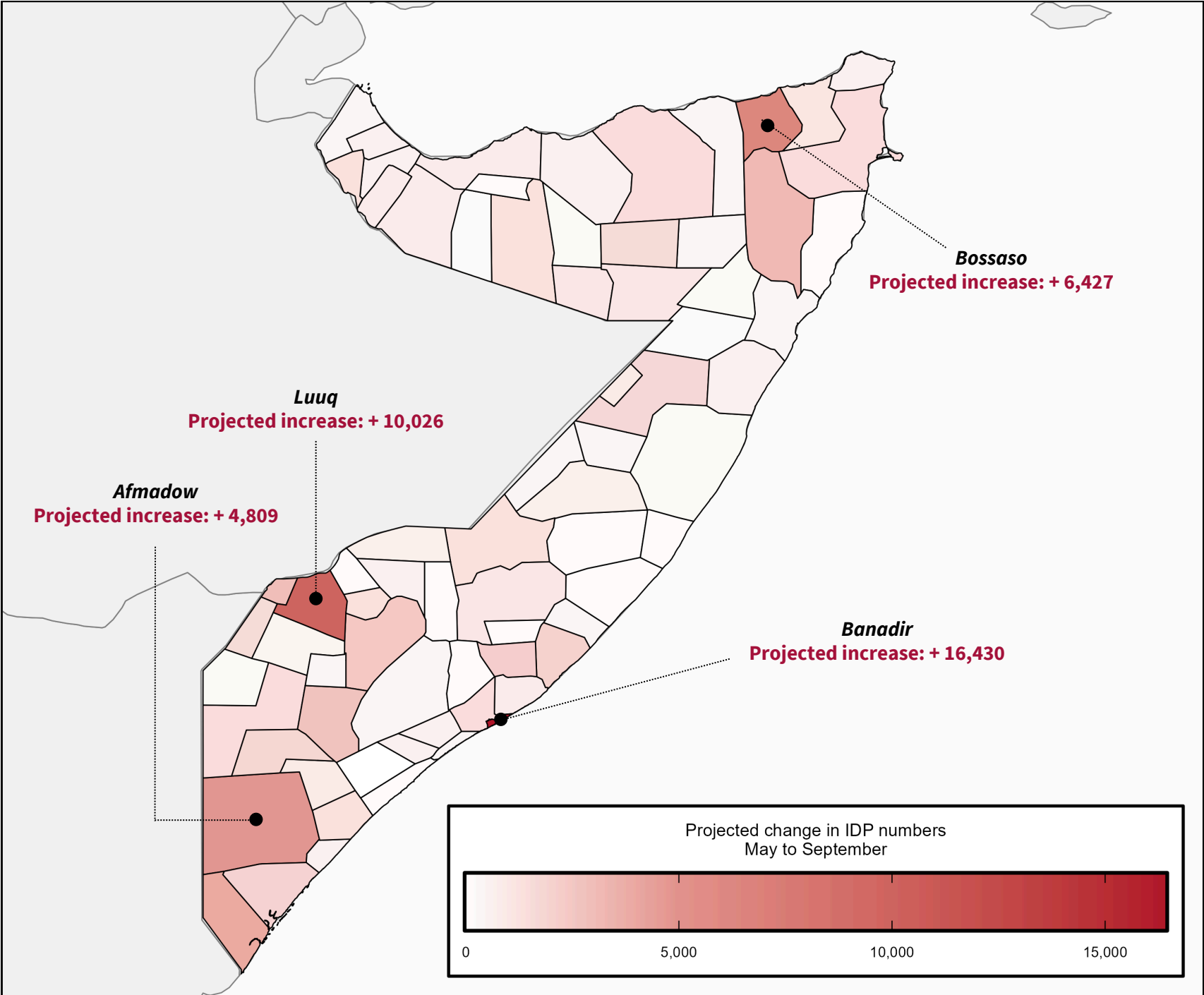
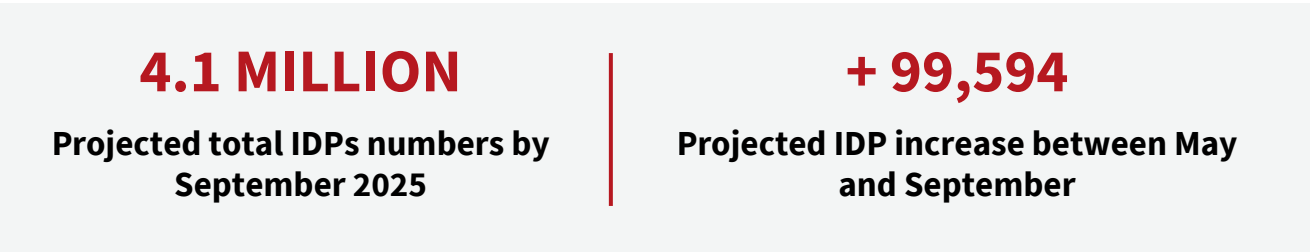
Conflict and climate-related hazards continue to drive widespread internal displacement in Somalia. Drought, floods and insecurity have left millions displaced, with 3.8 million people recorded at the end of 2022. IOM and DRC developed a multi-hazard model to produce quarterly forecasts estimating the number of people displaced by conflict, drought and floods. As projections are made on a quarterly basis, the forecasts presented here are the same as in Snapshot #3. Figures for the third quarter are also available here: [Somalia Movement Projections Dashboard](#).

## HOTSPOTS & KEY FIGURES

**Banadir is expected to see the highest increase in displacement in the coming months, with an additional 16,430 people anticipated to be displaced**, pushing the total to over 1.16 million by September 2025. Conflict remains the main driver, with 21% of those displaced moving within Banadir and 79% arriving from other districts.

**In Luuq, displacement is also projected to rise, with around 10,000 new displacements mainly due to conflict.** Of these, 68% are expected to remain within the district, while 32% are anticipated to come from other areas.

In the Lower Juba region, displacement is forecasted to increase by more than 11,000, with **notable rises in Afmadow (+4,809) and Badhaadhe (+3,969)**. The Bari region is also projected to see an increase of over 12,000 IDPs, with the **largest rises in Bossaso (+6,427) and Qardho (+3,176)**.

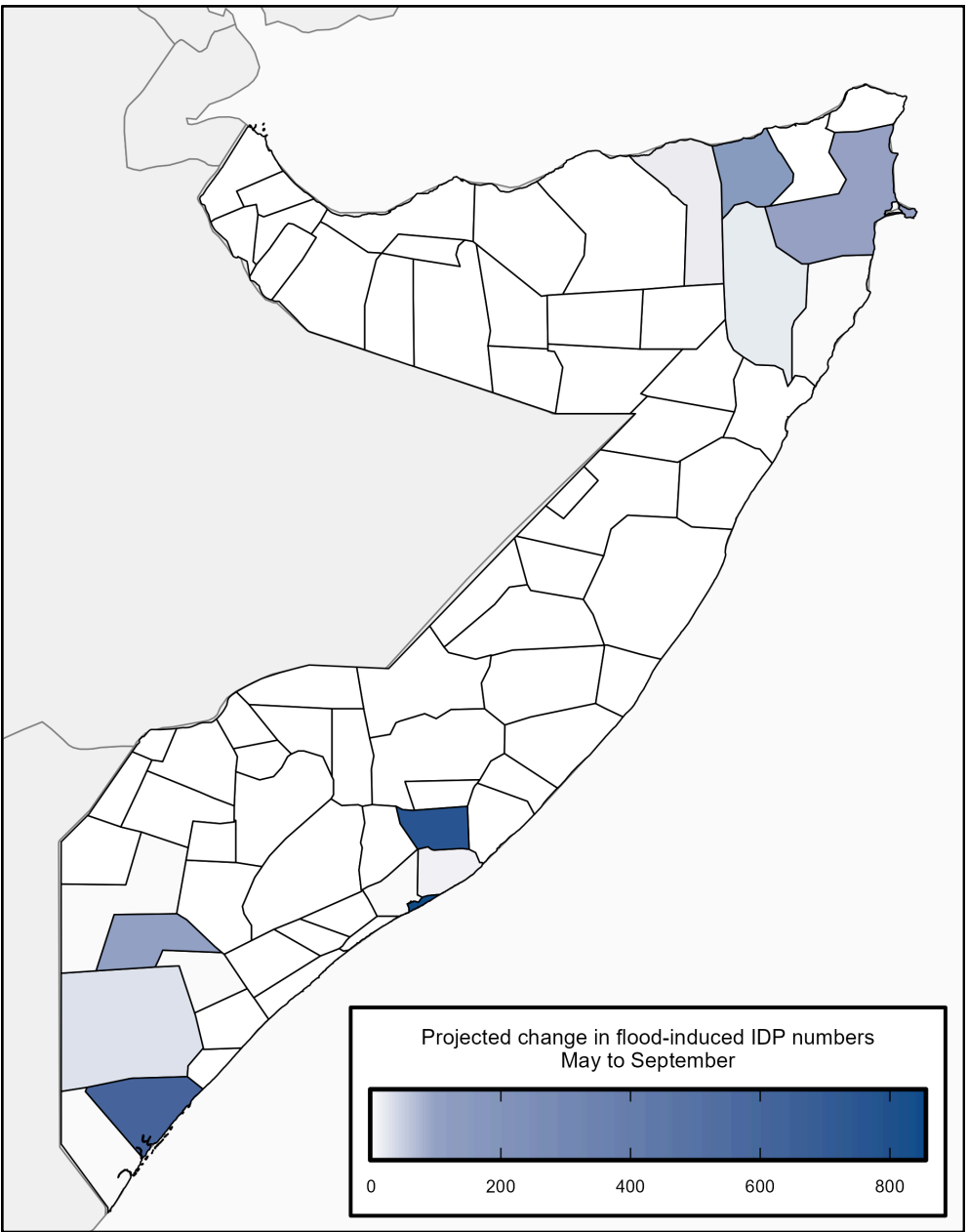
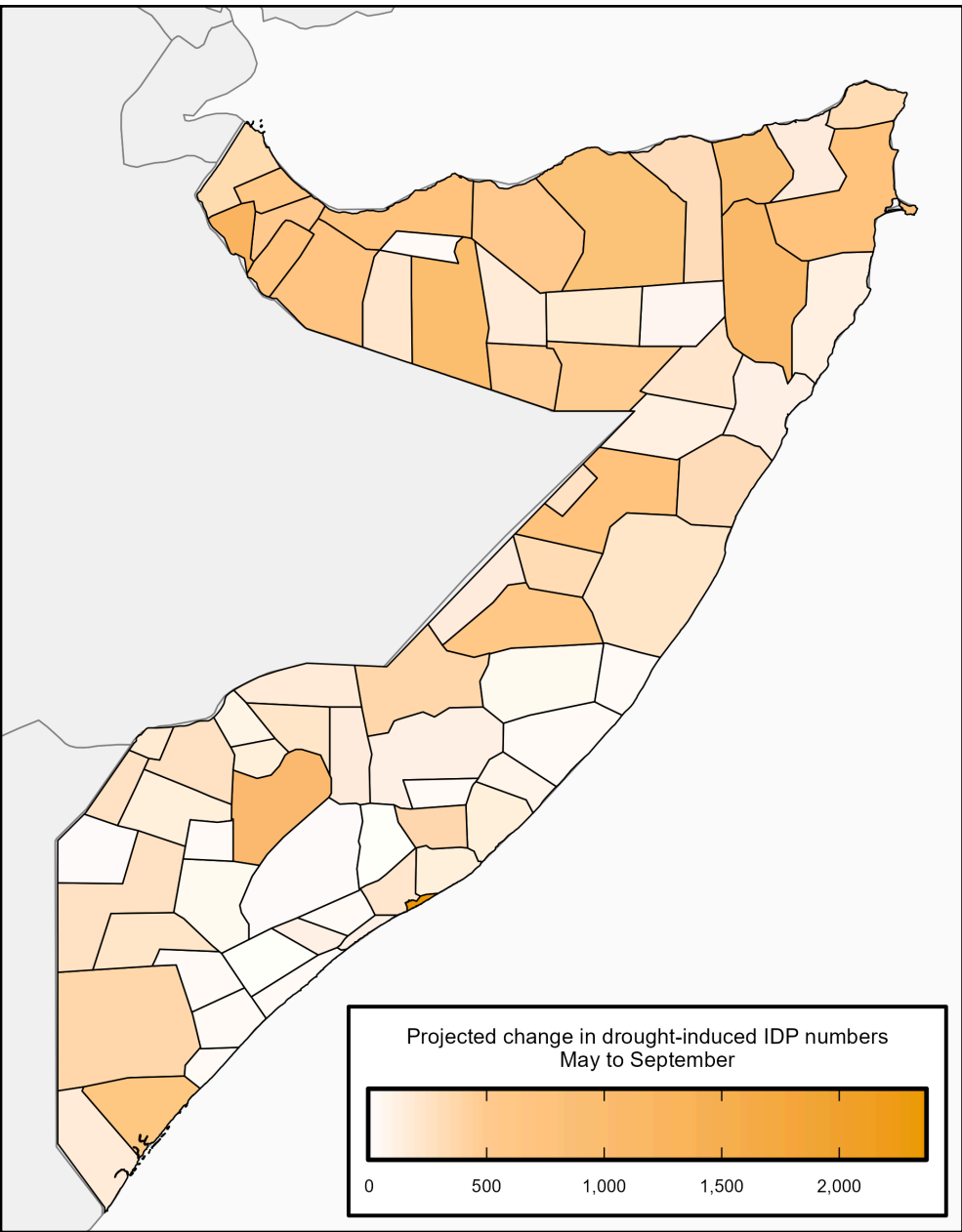
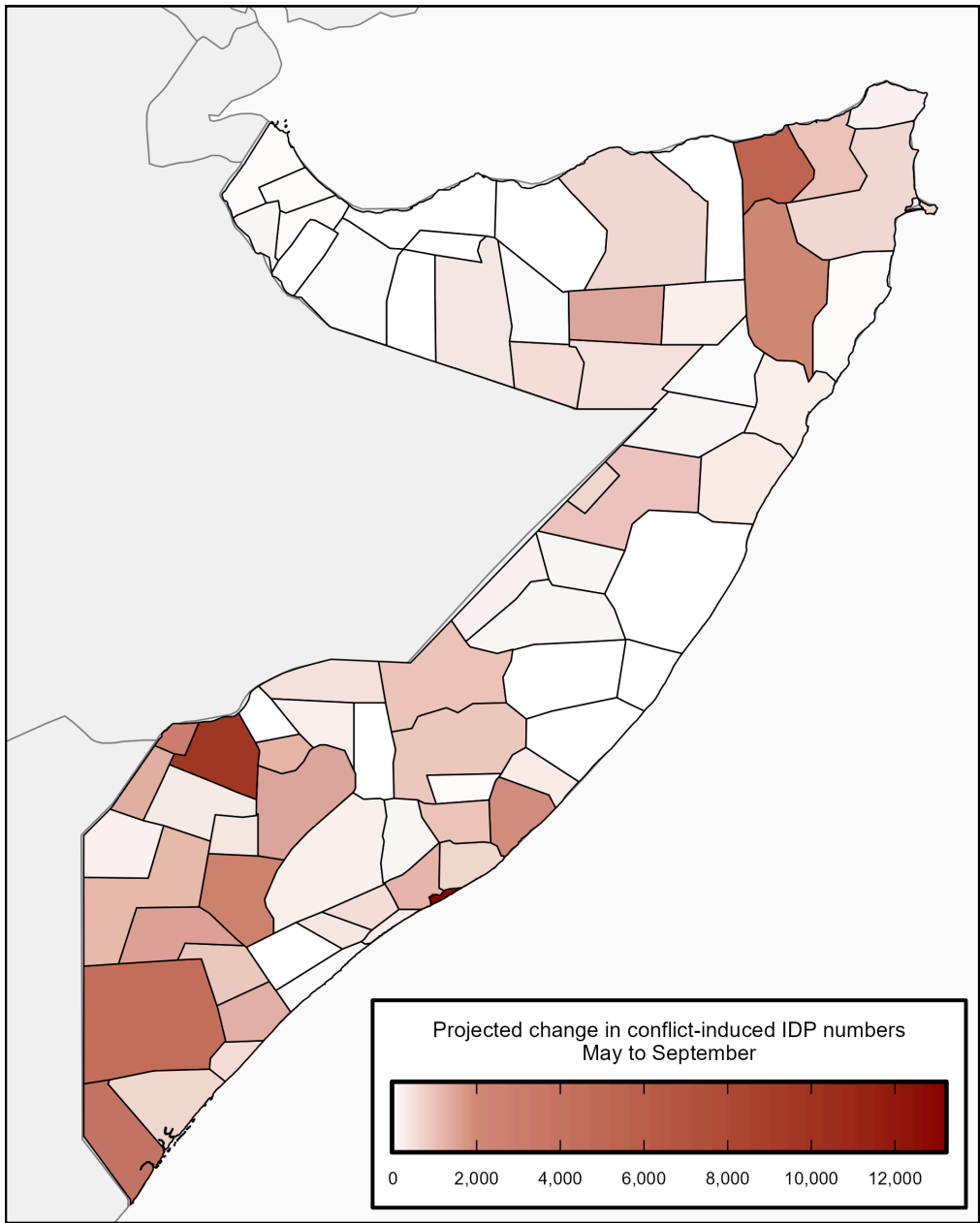


## PROJECTED TRENDS & DRIVERS

**Over the next quarter, Somalia’s displaced population is expected to increase by more than 99,000 people compared to May estimates, pushing the total number of people living in displacement to over 4.1 million by September 2025.** Conflict remains the primary driver of this increase, accounting for over 70% of the projected rise. In Banadir and Luuq alone, the number of conflict-induced IDPs is expected to grow by nearly 23,000 combined. Recent events could push figures toward the higher end of projections. In late July, reported clashes between federal troops and Jubaland forces in Belet Xaawo led to displacement across the Mandera Triangle, with estimates of over 30,000 people forced to flee.

Following forecasts of low rainfall during the Xagaa dry season (July-September 2025), drought is projected to be the second largest factor driving the expected rise in displacement figures this quarter. **The total drought-displaced population is forecasted to grow by more than 24,000.** While Banadir is projected to see the largest increases, notable rises in drought-induced IDP numbers are also anticipated in several other areas, including Borama, Qardho, Baydhaba and Burco, each expected to record an increase of over 1,000 people.

**Floods are expected to contribute to about 3% of the total increase in the displaced population, with the number of flood-induced IDPs likely to rise by approximately 2,700 during the quarter.** Only Banadir, Jowhar and Kismaayo are projected to see flood-related increases of more than 200 people each.







## **The AHEAD Program: Scaling Conflict-Induced Displacement Anticipation to Diverse Settings**

*The Anticipatory Humanitarian Action for Displacement (AHEAD) project, supported by the Dutch Ministry of Foreign Affairs, is dedicated to advancing anticipatory action for conflict-induced displacement. Across Burkina Faso, Niger, Ethiopia, South Sudan, Uganda, Yemen, and Myanmar, AHEAD focuses on developing national conflict-relevant anticipatory action frameworks, ensuring they are inclusive and shaped by multiple stakeholders, alongside in-country pilots. A strong monitoring, evaluation and learning approach supports the project by generating evidence from in-country pilots to inform advocacy efforts at the national, regional and global levels.*

*The project uses a statistical model developed by DRC to predict displacement 3-4 months in advance and helps inform more cost effective and smart humanitarian responses. Ultimately, AHEAD seeks to elevate the role of anticipatory action connected to conflict-induced displacement, positioning it as a key strategy for humanitarian action. Thanks to collaborations with WFP and IOM, the model is also used to forecast displacement in Sudan and Somalia. The AHEAD Model is being scaled to 19 countries by the end of 2026.*

**DRC** DANISH  
REFUGEE  
COUNCIL  
• We are there